

GENESEO PARK DISTRICT  
 COMBINED STATEMENT OF REVENUES, EXPENDITURES AND CHANGES IN FUND BALANCES  
 ALL GOVERNMENTAL FUND TYPES  
 Year Ended December 31, 2017

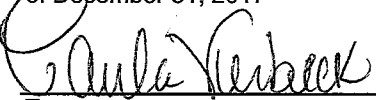
|  | General<br>Corporate | Recreation         | Debt Service<br>Bond and<br>Interest | IMRF             | Non-Major<br>Funds | Capital<br>Projects | Total<br>Memorandum<br>Only |
|--|----------------------|--------------------|--------------------------------------|------------------|--------------------|---------------------|-----------------------------|
| <b>REVENUES</b>                                      |                      |                    |                                      |                  |                    |                     |                             |
| General Property Taxes                               | \$258,367            | \$193,776          | \$647,467                            | \$50,123         | \$169,938          | \$0                 | \$1,319,671                 |
| Replacement Taxes                                    | 11,879               | 0                  | 0                                    | 0                | 0                  | 0                   | \$11,879                    |
| Donations/Grants                                     | 5,160                | 15                 | 0                                    | 0                | 0                  | 115,703             | \$120,878                   |
| Swimming Pool Receipts - Outdoor                     | 0                    | 97,814             | 0                                    | 0                | 0                  | 0                   | \$97,814                    |
| Community Center Receipts                            | 0                    | 431,197            | 0                                    | 0                | 0                  | 0                   | \$431,197                   |
| Concession Sales                                     | 0                    | 45,098             | 0                                    | 0                | 0                  | 0                   | \$45,098                    |
| Program fees - Community Center                      | 0                    | 246,129            | 0                                    | 0                | 0                  | 0                   | \$246,129                   |
| Program fees - Indoor Pool                           | 0                    | 66,963             | 0                                    | 0                | 0                  | 0                   | \$66,963                    |
| Rent   | 15,950               | 32,062             | 0                                    | 0                | 0                  | 0                   | \$48,012                    |
| Loan repayment reimbursements                        | 0                    | 0                  | 0                                    | 0                | 0                  | 0                   | \$0                         |
| Interest   | 869                  | 6,247              | 561                                  | 119              | 2667               | 11                  | \$10,474                    |
| Debt Issuance & Premium                              | 0                    | 0                  | 0                                    | 0                | 0                  | 630,000             | \$630,000                   |
| Miscellaneous  | 8,079                | 18,351             | 0                                    | 0                | 27,907             | 5,576               | \$59,913                    |
| Total Revenues                                       | <u>\$300,304</u>     | <u>\$1,137,652</u> | <u>\$648,028</u>                     | <u>\$50,242</u>  | <u>\$200,512</u>   | <u>\$751,290</u>    | <u>\$3,088,028</u>          |
| <b>EXPENDITURES</b>                                  |                      |                    |                                      |                  |                    |                     |                             |
| <b>Administration</b>                                |                      |                    |                                      |                  |                    |                     |                             |
| Personal services                                    | \$180,089            | \$307,626          | \$0                                  | \$0              | \$31,769           | \$0                 | \$519,484                   |
| Contractual services                                 | 50,419               | 25,007             | 0                                    | 0                | 744                | 182,315             | \$258,485                   |
| Commodities  | 13,598               | 0                  | 0                                    | 0                | 0                  | 0                   | \$13,598                    |
| Other expenses                                       | 0                    | 0                  | 0                                    | 0                | 0                  | 0                   | \$0                         |
| Interest & Service Charges                           | 0                    | 0                  | 0                                    | 0                | 0                  | 264,025             | \$264,025                   |
| <b>Buildings and grounds</b>                         |                      |                    |                                      |                  |                    |                     |                             |
| Contractual services                                 | 5,586                | 0                  | 0                                    | 0                | 0                  | 0                   | \$5,586                     |
| Commodities  | 0                    | 0                  | 0                                    | 0                | 0                  | 0                   | \$0                         |
| Other expenses                                       | 4,027                | 0                  | 0                                    | 0                | 3,391              | 0                   | \$7,418                     |
| Capital Outlay                                       | 0                    | 0                  | 0                                    | 0                | 0                  | 278,510             | \$278,510                   |
| Long Term Debt Retirement                            | 0                    | 0                  | 0                                    | 0                | 0                  | 0                   | \$0                         |
| <b>Programs</b>                                      |                      |                    |                                      |                  |                    |                     |                             |
| Personal services                                    | 0                    | 142,822            | 0                                    | 0                | 0                  | 0                   | \$142,822                   |
| Contractual services                                 | 0                    | 34,146             | 0                                    | 0                | 0                  | 0                   | \$34,146                    |
| Commodities  | 0                    | 24,312             | 0                                    | 0                | 0                  | 0                   | \$24,312                    |
| <b>Swimming Pool - Aquatic Center</b>                |                      |                    |                                      |                  |                    |                     |                             |
| Personal services                                    | 0                    | 118,467            | 0                                    | 0                | 0                  | 0                   | \$118,467                   |
| Contractual services                                 | 0                    | 34,913             | 0                                    | 0                | 0                  | 0                   | \$34,913                    |
| Commodities  | 0                    | 39,537             | 0                                    | 0                | 0                  | 0                   | \$39,537                    |
| <b>Community Center</b>                              |                      |                    |                                      |                  |                    |                     |                             |
| Personal services                                    | 0                    | 138,909            | 0                                    | 0                | 0                  | 0                   | \$138,909                   |
| Contractual services                                 | 0                    | 94,073             | 0                                    | 0                | 0                  | 0                   | \$94,073                    |
| Commodities  | 0                    | 28,641             | 0                                    | 0                | 0                  | 0                   | \$28,641                    |
| <b>Swimming Pool- Indoor</b>                         |                      |                    |                                      |                  |                    |                     |                             |
| Personal services                                    | 0                    | 62,632             | 0                                    | 0                | 0                  | 0                   | \$62,632                    |
| Contractual services                                 | 0                    | 1,250              | 0                                    | 0                | 0                  | 0                   | \$1,250                     |
| Commodities  | 0                    | 8,561              | 0                                    | 0                | 0                  | 0                   | \$8,561                     |
| <b>Personal services</b>                             |                      |                    |                                      |                  |                    |                     |                             |
| Social Security withholding tax                      | 0                    | 0                  | 0                                    | 0                | 65,747             | 0                   | \$65,747                    |
| Retirement Contribution                              | 0                    | 0                  | 0                                    | 53,521           | 0                  | 0                   | \$53,521                    |
| <b>Contractual services</b>                          |                      |                    |                                      |                  |                    |                     |                             |
| Accounting Services                                  | 0                    | 0                  | 0                                    | 0                | 15,700             | 0                   | \$15,700                    |
| General Insurance                                    | 0                    | 0                  | 0                                    | 0                | 28,553             | 0                   | \$28,553                    |
| Workers Compensation                                 | 0                    | 0                  | 0                                    | 0                | 8,750              | 0                   | \$8,750                     |
| <b>Long-Term Debt Retirement</b>                     |                      |                    |                                      |                  |                    |                     |                             |
| Interest Expense                                     | 0                    | 0                  | 19,583                               | 0                | 0                  | 0                   | \$19,583                    |
| Principal  | 0                    | 0                  | 625,000                              | 0                | 0                  | 225,000             | \$850,000                   |
| Total expenditures                                   | <u>253,719</u>       | <u>1,060,896</u>   | <u>644,583</u>                       | <u>53,521</u>    | <u>154,654</u>     | <u>949,850</u>      | <u>\$3,117,223</u>          |
| <b>Other Financing Sources</b>                       |                      |                    |                                      |                  |                    |                     |                             |
| Transfers In   | 0                    | 0                  | 0                                    | 0                | 0                  | 0                   | \$0                         |
| Transfers Out  | 0                    | 0                  | 0                                    | 0                | 0                  | 0                   | \$0                         |
| Excess (deficiency) of revenues<br>over expenditures | 46,585               | 76,756             | 3,445                                | (3,009)          | 45,858             | (198,560)           | (\$28,925)                  |
| FUND BALANCE, beginning                              | <u>399,923</u>       | <u>383,329</u>     | <u>37,424</u>                        | <u>48,471</u>    | <u>394,411</u>     | <u>6,214,977</u>    | <u>\$7,478,535</u>          |
| FUND BALANCE, ending                                 | <u>\$ 446,508</u>    | <u>\$ 460,085</u>  | <u>\$ 40,869</u>                     | <u>\$ 45,462</u> | <u>\$ 440,269</u>  | <u>\$ 6,016,417</u> | <u>\$7,449,610</u>          |

GENESEO PARK DISTRICT  
 COMBINED STATEMENT OF REVENUES, EXPENDITURES AND CHANGES IN FUND BALANCES  
 ALL GOVERNMENTAL FUND TYPES  
 Year Ended December 31, 2017


**Geneseo Park District  
 Central Theater Fund  
 Statement of Revenues, Expenses and Changes in Retained Earnings  
 All Proprietary Fund Types  
 For the Year Ended December 31, 2017**


|                                |                          |
|--------------------------------|--------------------------|
| <b>Revenues</b>                |                          |
| Admissions                     | \$ 92,509                |
| Rental                         | 3,305                    |
| Concession receipts            | <u>61,420</u>            |
| Total Revenues                 | \$ 157,234               |
| <br>                           |                          |
| <b>Expenses</b>                |                          |
| Administration                 | \$ 64,876                |
| Operations                     | 86,065                   |
| Depreciation                   | <u>5,469</u>             |
| Total Expenses                 | \$156,410                |
| <br>                           |                          |
| <b>Operating income (loss)</b> | <b>\$824</b>             |
| <br>                           |                          |
| <b>Non Operating Revenues</b>  |                          |
| Interest Income                | \$ 592                   |
| Loss on Disposal of Assets     | \$ -                     |
|                                | <u>\$ 592</u>            |
| <br>                           |                          |
| Income before transfers        | \$1,416                  |
| <br>                           |                          |
| <b>Net Assets - Beginning</b>  | <b>\$ 180,170</b>        |
| <br>                           |                          |
| <b>Net Assets - Ending</b>     | <b><u>\$ 181,586</u></b> |

I, Paula Verbeck, being duly sworn on oath says, that the following Audit report is a True and Correct Statement of funds received and the amount paid out, by the Geneseo Park District, for the fiscal year ending on the 31st day of December 31, 2017

  
 \_\_\_\_\_  
 Treasurer

Subscribed and sworn to before me this 29 day of May, 2018

  
 \_\_\_\_\_  
 Notary Public



## COMPENSATION SUMMARY FOR THE FISCAL YEAR ENDED 12/31/2017

### PAYROLL \$0.01 TO \$24,999.99

Akers, Clara; Aloran, Gerald; Barrett, Ellarie; Barrett, Patrick; Beard, Rebekah; Bell, Ann; Biddle, Yvette; Bieneman, Ava; Bieneman, Rachel; Bodeen, Reece; Booth, Christian; Bouwens, Elodie; Bowton-Johnson, Theresa; Brown, Carrie; Brown, Josie; Buchholz, Chad; Buechler, Rachele; Charlet, Emilie; Christopherson, Marcia; Clary, Danielle; Clary, Shelby; Clary, Sidney; Clementz, Nicholas; Clong, Dylan; Coolbaugh, Destiny; Crippen, Andrew; Curran, Nathan; Dahl, Jacob; Daly, Jessica; Daniels, Will; Danielson, Kaelly; Decker, Jenna; Decker, Joshua; Decker, Kaleb; DeMay, Elizabeth; Dietrich, Heather; Dralle, Dana; Dralle, Denise; Dunker, Avery; Elliott, Steve; Fitzpatrick, Madeline; Flynn, Diane; Ford, Ben; Forst, Emilee; Fowler, Paula; Francque, Lindsey; Goetz, Laura; Grafft, Elisabeth; Gunnison, Becky; Gunnison, James; Hansen, Logan; Hartsock, James; Heaton, Jess; Heaton, Suzanne; Henderson, Faith; Henderson, Hayley; Henderson, Heath; Henderson, Lilly; Henderson, Maddie; Henderson, Melanie; Heppner, Kailey; Heppner, Taylor; Herrick, Stacy; Hetzel, Cameron; Highton, Terry-Lee; Himmelman, Hannah; Himmelman, Sydney; Hines, Nathaniel; Hofer, Lucas; Hood, Marjorie; Huber, Jillian; Hudson, Allison; Humbert, James; Hutchinson, Zachary; Hutchison, Daniel; Hutchison, Jessica; Jacocks, Haleigh; Johnson, Alexys; Johnson, Brynn; Keeney, Robert; Keplinger, Curtis; Kepner, David; Kleckner, April; Klein, Allyson; Komel, Casey; Koustas, Madison; Koustas, Tara; Kreiner, Carrie; Laingen, Brooke; Lembke, Kylie; Lembke, Molly; Lillis, Conner; Ludwig, Lauren; Lynch, Teresa; Maciejewski, Tami; Malmstrom, Ian; McConnell, Bradley; McConnell, Jacob; McConnell, Joseph; McCright, Michaela; McDaniel, Sydney; McKean, Bailey; Mighell, Cody; Mighell, Courtney; Miller, Grace; Miller, Karlee; Monier, Tami; Morrell, James; Moser, Mallareigh; Moser, Peter; Moser, Tamara; Mowers, Richard; Mueller, Marifaith; Munoz, Madison; Neal, Jill; Neal, Lance; Neff, Tate; Nelms, Anne; Nelson, Riley; Nelson, Sarah; Nesbitt, Teya; Nilsson, Nancy; Noble, Samantha; Oney, Cameron; Palmer, Styphanie; Panicucci, Corey; Pardoe, Lauren; Paxton, Karla; Paxton, Shelley; Port, Shannon; Rakestraw, Savannah; Ramp, Kathleen; Rapps, Andrew; Raya, Adia; Redell, Riley; Reed, Christine; Reed, Kevin; Rice, Brandon; Rink, Kaden; Rink, Tannen; Ristau, Ayden; Roberts, Jack; Roseman, Andrew; Ross, Dena; Rudy, Beth; Rugland, Cynthia; Scherer, Diana; Schmitt, Eva; Schutt, Allie; Sellers, Jack; Sellers, Kyle; Shipley, Seth; Shore, Robert; Sigwalt, Ashley; Smith, Alice; Smith, Brennen; Smith, Kayli; Soria, Nathan; Starkey, Erin; States, Kristin; Stohl, Joseph; Swartzendruber, Nickolas; Talbott, Caleb; Timmerman, Kelley; Tindall, Donna; Ullrick, Machala; Ullrick, Maiah; VanDerSnick, Brooke; Vandersnick, Kylie; VanKerrebroeck, Kelly; VanMelkebeke, Jordan; VanWynsberghe, Kiah; Verbeck, Nicholas; Verbeck, Tori; Verplaetse, Andrew; Verplaetse, Eric; Verplaetse, Jacob; Verplaetse, Luke; Ward, Larry; Ward, Mary; Wayne, James; Wayne, Kyle; Wayne, Lydia; Wayne, Yvonne; Welch, Andie; Welfer, Ethan; Welfer, Meghan; Windisch, Kim; Wirth, Marcia; Yager, Jennifer; Yarger, Paige

### PAYROLL \$25,000.00 TO 49,999.99

Forst, Anthony; Lee, Carla; Olson, Jodie; Sigwalt, Andrew

### PAYROLL \$50,000.00 TO 74,999.99


Beach, Jacqueline; Himmelman, Scott; Thurman, Andrew; Verbeck, Paula

**CASH DISBURSEMENTS FOR THE FISCAL YEAR ENDED 12/31/2017**

(Disbursements over \$2,500 aggregate)


2<sup>nd</sup> Wind Exercise Equipment 34,948.22 4imprint, Inc 10,199.82 AD Huesing 14,043.16  
Advanced Business Systems 18,438.52 American Industrial Door Co 3,999.19 Ancel Glink  
5,627.25 B&B Lawn Equipment 6,572.90 Blain's Farm & Fleet 5,982.06 Bob Wachtel Painting  
& Repair 10,030.43 Bracke-Hayes-Miller-Mahon 6,760.00 Breedlove Sporting Goods 8,168.13  
Brenntag Mid-South 6,064.76 Central Bank 685,583.33 Chapman & Cutler 5,250.00 Chase  
Cardmember Services 51,967.67 Chicago Street Decorating 11,092.14 DeKezel Painting  
4,595.00 DeReu Services 3,960.00 Doty & Sons Concrete 5,072.65 Double S Masonry 4,700.00  
Emery Construction 56,147.00 ETS 8,794.14 Farmers National Bank 2,500,000.00 Frank  
Concrete Construction 6,825.00 Geneseo Communications 9,204.01 Geneseo Municipal Utilities  
108,997.79 Gopher 3,361.35 GovHR 6,750.00 Great Western Supply Co 12,073.45 Halogen  
Supply Company 25,201.90 Henry County Collector 4,027.22 Hupp Toyotalift 5,240.26 IAPD  
3,273.71 IL Dept of Revenue 6,899.00 IMRF 57,936.42 IRS 203,950.01 J B Excavating  
8,895.00 Jim's Lawn Mowing Service 2,705.00 Johnson Controls 38,931.07 KK Stevens  
Publishing 10,510.73 KR Supply 8,309.24 Lauterbach & Amen 15,700.00 Mesirow Financial  
7,500.00 Michael's Home Improvements 3,771.43 Midwest Muscle 6,010.00 Musical Memories  
4,364.75 Myers-Cox 26,780.46 Nicor Gas 22,347.64 PDRMA 130,211.65 Postmaster 3,992.01  
Prairie Fire Children's Theatre 2,600.00 Quad City Fitness 7,134.00 Quill 7,368.76 Right Way  
Service 3,305.00 Rock River Electric Inc 19,871.16 Sonic Equipment Co 3,680.00 Sony Pictures  
2,669.13 Specialty Floors 5,295.00 Starfish Aquatics 5,545.24 State of IL 35,750.44 Steve's  
Nursey 2,599.00 The Athletic Equipment Source 8,335.00 Treadmill Heroes 3,637.42 Turnroth  
Sign Co 22,174.00 Twentieth Century Fox 2,776.90 Tyler Technologies 10,375.64 Universal  
Film Exchanges 8,027.69 VanOpdorp Electric 3,333.13 Vermont Systems 7,685.53 Wal-Mart  
10,451.09 Walt Disney Studios 26,653.91 Warner Brothers 6,018.40 Websites to Impress  
6,975.00 Wirth, Inc. 39,945.50 Zions First National Bank 476,275.00

I, Paula Verbeck, being duly sworn on oath says, that the following Audit report is a True and Correct Statement of funds received and the amount paid out, by The Geneseo Park District, for the fiscal year ending on the 31<sup>st</sup> day of December, 2017.



Treasurer

Subscribed and sworn to before me this 29 day of May, 2018.

  
\_\_\_\_\_  
Notary Public

